









Period: _____

Date: _____

Name: _____

Identifying Moon Phases

Directions: Use pgs. 626-627 to complete this sheet by correctly identifying and depicting the phases of the moon. Shade in the non-visible portion of the lunar surface and write the name of the phase in the box below each moon.



Student Sheet 5.1

Investigating the Moon's Reflected Light

Directions How much of the Moon is illuminated by the Sun at each position as the Moon orbits Earth? Color each large circle to depict the lit/dark side. Remember to look down at the Moon from all angles as if you were out in space. dark side. Then depict the moon's appearance as seen from (E) for each location on the smaller circle. ID the lunar phase at each location.

